

Sun Pharmaceutical Industries Ltd.

Acme Plaza, Andheri - Kurla Road,
Andheri (East), Mumbai - 400 059, INDIA.
Tel. : (91-22) 2823 0102, 2821 2128, 6696 9696, 6696 9600
Fax : (91-22) 2821 2010



January 21, 2014

National Stock Exchange of India Ltd,
Exchange Plaza, 5th Floor,
Plot No. C/1, G Block,
Bandra Kurla Complex,
Bandra (East),
Mumbai – 400 051.

BSE Limited.,
Market Operations Dept.
P. J. Towers,
Dalal Street,
Mumbai - 400 001.

Dear Sirs,

Sub: Submission of Shareholding Pattern as per Clause 35 of the Listing Agreement, for the Quarter ended 31st December, 2013.

Please find herewith the Shareholding Pattern of the Company, in terms of Clause 35 of the Listing Agreement for the quarter ending 31st December, 2013.

This is for your information and record.

Thanking you,


Yours faithfully,
For Sun Pharmaceutical Industries Ltd

Ashok I. Bhuta
Compliance Officer

Encl: as above

(l) (a) Statement showing Shareholding Pattern

Name of the Company: SUN PHARMACEUTICAL INDUSTRIES LTD			
Scrip Code, Name of the scrip, class of security:		BSE- 524715, NSE- SUNPHARMA; Class of Security: Equity Shares of Re.1/- each	
As on		31 st December, 2013	
Partly paid-up shares:-	No. of partly paid-up shares	As a % of total no. of partly paid-up shares	As a % of total no. of shares of the company
Held by Promoter / Promoter Group	0	0.00	0.00
Held by public	0	0.00	0.00
Total	0	0.00	0.00
Outstanding convertible securities:-	No. of outstanding securities	As a % of total No. of outstanding convertible securities	As a % of total no. of shares of the company, assuming full conversion of the convertible securities
Held by Promoter / Promoter Group	0	0.00	0.00
Held by public	0	0.00	0.00
Total	0	0.00	0.00
Warrants:-	No. of warrants	As a % of total no. of warrants	As a % of total no. of shares of the company, assuming full conversion of warrants
Held by Promoter / Promoter Group	0	0.00	0.00
Held by public	0	0.00	0.00
Total	0	0.00	0.00
Total paid-up capital of the company assuming full conversion of warrants and convertible securities			
		2071163910	



Category Code (I)	Category of shareholder (II)	Number of shareholders (III)	Total number of shares (IV)	Number of shares held in dematerialised form (V)	Total shareholding as a percentage of total number of		Shares pledged or otherwise encumbered	
					As a percentage of (A+B) (VI)	As a percentage of (A+B+C) (VII)	Number of shares (VIII)	As a percentage (IX) = (VIII)/(IV)*100
(A)	Promoter and Promoter Group							
1	Indian							
(a)	Individuals/Hindu Undivided Family	10	304037200	304037200	14.68	14.68	3310000	1.09
(b)	Central Government/State Government(s)	0	0	0	0.00	0.00	0	0.00
(c)	Bodies Corporate	17	1013024000	1013024000	48.91	48.91	0	0.00
(d)	Financial Institutions / Banks	0	0	0	0.00	0.00	0	0.00
(e)	Any Other (specify)	0	0	0	0.00	0.00	0	0.00
	Trusts	1	1280200	1280200	0.06	0.06	0	0.00
	Sub Total (A)(1)	28	1318341400	1318341400	63.65	63.65	3310000	0.25
2	Foreign							
(a)	Individuals (Non-Resident Individuals/Foreign Individuals)	0	0	0	0.00	0.00	0	0.00
(b)	Bodies Corporate	0	0	0	0.00	0.00	0	0.00
(c)	Institutions	0	0	0	0.00	0.00	0	0.00
(d)	Qualified Foreign Investors	0	0	0	0.00	0.00	0	0.00
(e)	Any Other (specify)	0	0	0	0.00	0.00	0	0.00
	Sub Total (A)(2)	0	0	0	0.00	0.00	0	0.00
	Total Shareholding of Promoter and Promoter Group (A)=(A)(1)+(A)(2)	28	1318341400	1318341400	63.65	63.65	3310000	0.25
(B)	Public shareholding							
1	Institutions							
(a)	Mutual Funds/UTI	211	25718087	23222767	1.24	1.24	-	-
(b)	Financial Institutions / Banks	56	42799305	42796465	2.07	2.07	-	-
(c)	Central Government/State Government(s)	4	892512	892512	0.04	0.04	-	-
(d)	Venture Capital Funds	0	0	0	0.00	0.00	-	-
(e)	Insurance Companies	128	49454055	49454055	2.39	2.39	-	-
(f)	Foreign Institutional Investors	755	465867652	465855652	22.49	22.49	-	-
(g)	Foreign Bank	1	3000	3000	0.00	0.00	-	-
(h)	Qualified Foreign Investors	1	31500	31500	0.00	0.00	-	-
(i)	Any Other (specify)	0	0	0	0.00	0.00	-	-
	Sub Total (B) (1)	1,156	584766111	582255951	28.23	28.23		



2	Non-institutions							
(a)	Bodies Corporate	1611	51087269	50884759	2.47	2.47	-	-
(b) (i)	Individuals - shareholders holding nominal share capital up to Rs 1 Lakh	111646	73659215	62815950	3.56	3.56	-	-
(ii)	Individual shareholders holding nominal share capital in excess of Rs. 1 Lakh	75	32895040	32895040	1.59	1.59	-	-

Category code	Category of shareholder	Number of shareholders	Total number of shares	Number of shares held in dematerialised form	Total shareholding as a percentage of total number of		Shares pledged or otherwise encumbered	
					As a percentage of (A+B) (VI)	As a percentage of (A+B+C) (VII)	Number of shares (VIII)	As a percentage (IX) = (VIII)/(IV)*100
(I)	(II)	(III)	(IV)	(V)	(VI)	(VII)	(VIII)	(IX)
(c)	Qualified Foreign Investors	0	0	0	0.00	0.00	-	-
(d)	Any Other							
i	Non Resident Indians (Repat)	2135	1096801	952951	0.05	0.05	-	-
ii	Non Resident Indians (Non Repat)	628	743056	743056	0.04	0.04	-	-
iii	Foreign Companies	2	1147657	1147657	0.06	0.06	-	-
iv	Clearing Member	386	694936	694936	0.03	0.03	-	-
v	Directors	3	4869850	4869850	0.24	0.24	-	-
vi	Trusts	35	1816575	1816575	0.09	0.09	-	-
vii	Overseas Corporate Bodies	1	46000	46000	0.00	0.00	-	-
	Sub Total (B)(2)	116522	168056399	156866774	8.11	8.11	-	-
	Total Public Shareholding Public Group (B)=(B)(1)+(B)(2)	117678	752822510	739122725	36.35	36.35	NA	NA
	Total (A)+(B)	117706	2071163910	2057464125	100.00	100.00	3310000	0.16
(C)	Shares held by custodians and against which Depository Receipts have been issued							
i	Promoter and Promoter group	0	0	0	0.00	0.00	0	0.00
ii	Public	0	0	0	0.00	0.00	0	0.00
	Sub Total (C)	0	0	0	0.00	0.00	0	0.00
	GRAND TOTAL (A)+(B)+(C)	117706	2071163910	2057464125	100.00	100.00	3310000	0.16




(I)(b) Statement showing holding of securities (including shares, warrants, convertible securities) of persons belonging to the category "Promoter and Promoter Group"

Sr. No.	Name of the shareholder	Details of Shares held		Encumbered shares			Details of warrants		Details of convertible securities		Total shares (including underlying shares assuming full conversion of warrants and convertible securities) as a % of diluted share capital
		Number of shares held	As a % of grand total (A)+(B)+(C)	No.	As a percentage	As a % of grand total (A)+(B)+(C) of sub-clause (I)(a)	Number of warrants held	As a % total number of warrants of the same class	Number of convertible securities held	As a % total number of convertible securities of the same class	
(I)	(II)	(III)	(IV)	(V)	(VI)=(V)/(III)*100	(VII)	(VIII)	(IX)	(X)	(XI)	(XII)
1	DILIP SHANTILAL SHANGHVI	231140480	11.16	0	0.00	0.00	0	0	0	0	11.16
2	VIDITI INVESTMENT PRIVATE LIMITED	201385320	9.72	0	0.00	0.00	0	0	0	0	9.72
3	TEJASKIRAN PHARMACHEM INDUSTRIES PVT LTD	195343760	9.43	0	0.00	0.00	0	0	0	0	9.43
4	FAMILY INVESTMENT PRIVATE LIMITED	182927440	8.83	0	0.00	0.00	0	0	0	0	8.83
5	QUALITY INVESTMENT PRIVATE LIMITED	182868640	8.83	0	0.00	0.00	0	0	0	0	8.83
6	VIRTUOUS FINANCE PVT. LIMITED	97104040	4.69	0	0.00	0.00	0	0	0	0	4.69
7	VIRTUOUS SHARE INVESTMENTS PVT. LTD.	83976000	4.05	0	0.00	0.00	0	0	0	0	4.05
8	ADITYA MEDISALES LIMITED *	40203960	1.94	0	0.00	0.00	0	0	0	0	1.94
9	RAKSHA SUDHIR VALIA *	34772000	1.68	0	0.00	0.00	0	0	0	0	1.68
10	SHOLAPUR ORGANICS PRIVATE LIMITED	16035080	0.77	0	0.00	0.00	0	0	0	0	0.77



11	SUDHIR VRUNDAVANDAS VALIA *	15384000	0.74	0	0.00	0.00	0	0	0	0	0.74
12	UNIMED INVESTMENTS LIMITED *	10428760	0.50	0	0.00	0.00	0	0	0	0	0.50
13	JAYANT SHANTILAL SANGHVI	7416840	0.36	3310000	44.63	0.16	0	0	0	0	0.36
14	VIBHA DILIP SHANGHVI	5784000	0.28	0	0.00	0.00	0	0	0	0	0.28
15	KUMUD SHANTILAL SHANGHVI	3280000	0.16	0	0.00	0.00	0	0	0	0	0.16
16	AALOK DILIP SHANGHVI	2880000	0.14	0	0.00	0.00	0	0	0	0	0.14
17	VIDHI DILIP SHANGHVI	2830000	0.14	0	0.00	0.00	0	0	0	0	0.14
18	JEEVANREKHA INVESTRADE PVT. LTD.	1462720	0.07	0	0.00	0.00	0	0	0	0	0.07
19	KUMUD S. SHANGHVI TRUSTEE OF SHANGHVI FAMILY & FRIENDS BENEFIT TRUST	1280200	0.06	0	0.00	0.00	0	0	0	0	0.06
20	PACKAGE INVESTRADE PVT. LTD.	897440	0.04	0	0.00	0.00	0	0	0	0	0.04
21	VARSHA KIRAN DOSHI	322000	0.02	0	0.00	0.00	0	0	0	0	0.02
22	SHANGHVI FINANCE PRIVATE LIMITED	283360	0.01	0	0.00	0.00	0	0	0	0	0.01
23	DIPTI NIRMAL MODI	227880	0.01	0	0.00	0.00	0	0	0	0	0.01
24	ASAWARI INVESTMENT & FINANCE PVT.LTD.	49600	0.00	0	0.00	0.00	0	0	0	0	0.00
25	FLAMBOYAWER FINANCE PRIVATE LIMITED	20920	0.00	0	0.00	0.00	0	0	0	0	0.00
26	SANGHVI PROPERTIES PRIVATE LIMITED	15520	0.00	0	0.00	0.00	0	0	0	0	0.00
27	GUJARAT SUN PHARMACEUTICAL INDUSTRIES PV	14400	0.00	0	0.00	0.00	0	0	0	0	0.00
28	NIRMIT EXPORTS PRIVATE LIMITED	7040	0.00	0	0.00	0.00	0	0	0	0	0.00
	* Persons acting in concert										
	TOTAL	1318341400	63.65	3310000	0.25	0.16	0	0	0	0	63.65




(I)(c)(i) **Statement showing holding of securities (including shares, warrants, convertible securities) of persons belonging to the category "Public" and holding more than 1% of the total number of shares**

Sr. No.	Name of the shareholder	Number of shares held	Shares as a percentage of total number of shares (i.e., Grand Total (A)+(B)+(C) indicated in Statement at para (I)(a) above)	Details of warrants		Details of convertible securities		Total shares (including underlying shares assuming full conversion of warrants and convertible securities) as a % of diluted share capital
				Number of warrants held	As a % total number of warrants of the same class	Number of convertible securities held	% w.r.t total number of convertible securities of the same class	
1	GENESIS INDIAN INVESTMENT COMPANY LIMITED -GENERAL SUB FUND	49027465	2.42	0	0.0000	0	0.0000	2.42
2	Lakshdeep Investments And Finance Private Limited	22226000	1.07	0	0.0000	0	0.0000	1.07
3	Life Insurance Corporation of India	21264429	1.03	0	0.0000	0	0.0000	1.03
TOTAL		92517894	4.52	0	0.0000	0	0.0000	4.52

(I)(c)(ii) **Statement showing holding of securities (including shares, warrants, convertible securities) of persons (together with PAC) belonging to the category "Public" and holding more than 5% of the total number of shares of the company**

Sr. No.	Name(s) of the shareholder(s) and the Persons Acting in Concert (PAC) with them	Number of shares	Shares as a percentage of total number of shares (i.e., Grand Total (A)+(B)+(C) indicated in	Details of warrants		Details of convertible securities		Total shares (including underlying shares assuming full conversion of warrants and convertible securities) as a % of diluted
				Number of warrants	As a % total number of warrants of the same class	Number of convertible securities held	% w.r.t total number of convertible securities of the same class	
1			0.0000					
TOTAL		0	0.0000					



(I)(d) <u>Statement showing details of locked-in shares</u>				
Sr. No.	Name of the shareholder	Number of Locked in Shares	Locked-in shares as a percentage of total number of shares {i.e., Grand Total (A)+(B)+(C) indicated in Statement at para (I)(a) above}	Promoter / Promoter Group / Public
1	NIL	NIL	NIL	
TOTAL		NIL	NIL	



(II)(a) Statement showing details of Depository Receipts (DRs)				
Sr. No.	Type of outstanding DR (ADRs, GDRs, SDRs, etc.)	Number of outstanding DRs	Number of shares underlying outstanding DRs	Shares underlying outstanding DRs as a percentage of total number of shares {i.e., Grand Total (A)+(B)+(C) indicated in Statement at para (I)(a) above}
1	NIL	NIL	NIL	NIL
TOTAL		NIL	NIL	NIL



Statement showing holding of Depository Receipts (DRs), where underlying shares held by
 "Promoter/ Promoter Group" are in excess of 1% of the total number of shares

(II) (b)

Sr. No.	Name of the DR Holder	Type of outstanding DR (ADRs, GDRs, SDRs, etc.)	Number of shares underlying outstanding DRs	Shares underlying outstanding DRs as a percentage of total number of shares {i.e., Grand Total (A)+(B)+(C) indicated in Statement at para (I)(a) above}
1	NIL	NIL	NIL	NIL
	TOTAL	NIL	NIL	NIL

